

# SPECIFICATION

All works to conform to ACT Department of Urban Services Standard Specification for Urban Infrastructure, Edition 1 Revision 0

## TECHNICAL EXCEPTION CLAUSES

### 2.00 EARTHWORKS/DEMOLITION

#### .1 SUBGRADE LEVELS

Trim and finish site to subgrade levels.

### 6.00 CONCRETE WORKS

#### .1 CONCRETE PAVING

Provide 100mm thick broom finished concrete paths over 25mm fine crushed rock base. Compact base to 90% MMDD. Provide F82 mesh centrally in concrete. Concrete to 25MPa. Provide expansion joints against all fixed edges.

### 9.00 LANDSCAPE

#### .1 CULTIVATION & GYPSUM

Cultivate garden beds and grassed areas to 300mm depth. Allow to regrade areas to remove humps and hollows and create even and smooth grades. Remove stones >25mm diameter, and any rubbish/organic matter brought to

the surface during cultivation. Spread gypsum at 200gms/m<sup>2</sup> and incorporate into subsoil.

#### .21 TOPSOILING – GARDEN BEDS

Cultivate existing, spread site topsoil, or, if supplies are exhausted, supply and spread type 'S' topsoil such that all mass planted mulched beds have min. 300mm depth topsoil.

#### .3 TERRACOTTEM

Add 'Terracottem' in accordance with manufacturers directions to all stock as follows:

45 litre trees	500gms
200mm stock	60 gms
140mm stock	25 gms.

#### .4 PLANTING

Supply and plant as per schedule and details.

#### .5 MULCHING

Allow to spread 75mm depth 'Pine Flake' mulch to all garden beds.

#### .6 CONSOLIDATION

Period to be 13 weeks.

### WHERE SUPPORT IS NECESSARY, TIE TREE TO STAKE WITH TWO HESSIAN TIES AS LOW AS PRACTICAL

2 x 1800 x 50 x 50 HWD STAKES EMBEDDED 600mm DEEP AND 300mm AWAY FROM TRUNK

75mm DEPTH 'PINE FLAKE' MULCH (form 1000mm Ø watering basins to trees in grass) PROVIDE MULCH TO FULL EXTENT OF BASIN

BREAK UP SIDES AND BASE

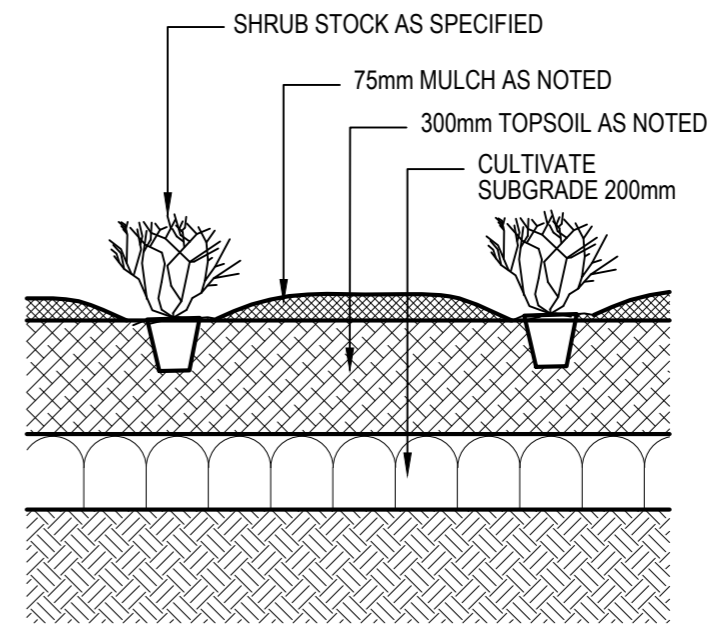
EXCAVATE HOLE BY BACKHOE MINIMUM 800mm x 800mm x 700mm

'TERRACOTTEM' APPLIED AS PER SPECIFICATION

0.025m<sup>3</sup> TYPE 'S' COMPOST (25 LITRES EACH)

## DECIDUOUS TREE PLANTING DETAIL

SCALE 1:40 @ A2



## SHRUB PLANTING DETAIL

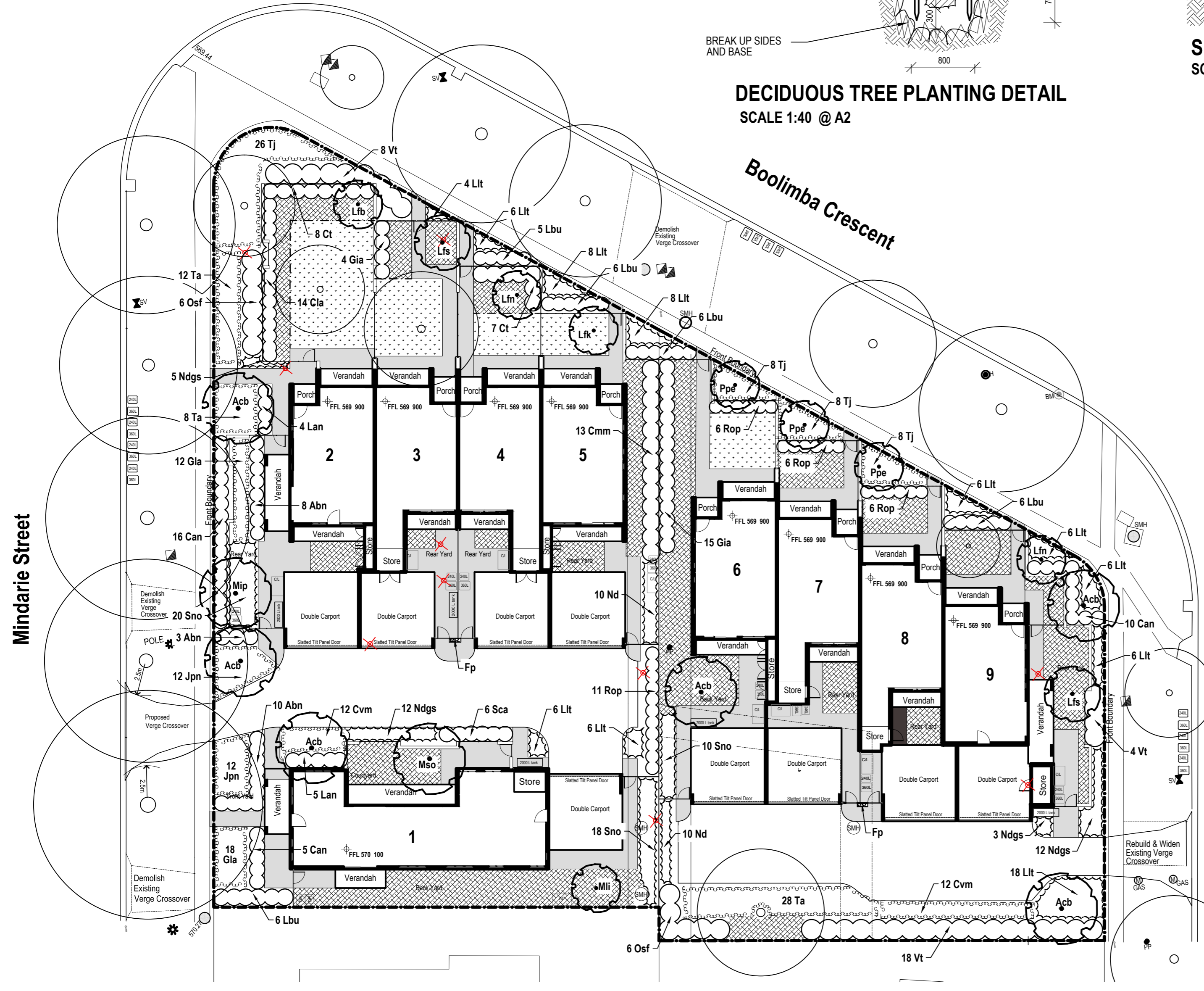
SCALE 1:20 @ A2

## PLANT SCHEDULE

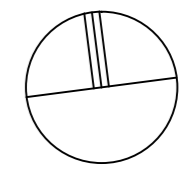
Symbol	Species	Size	No.
<b>Trees</b>			
Acb	Acer buergeranum	45 litre	6
Lfb	Lagerstroemia fauerei 'Biloxi'	45 litre	1
Lfk	Lagerstroemia fauerei 'Kiowa'	45 litre	1
Lfn	Lagerstroemia fauerei 'Natchez'	45 litre	2
Lfs	Lagerstroemia fauerei 'Sioux'	45 litre	2
Mip	Malus ioensis 'Plena'	45 litre	1
Mso	Magnolia soulangeana	45 litre	1
Mli	Melaleuca linarfolia	45 litre	1
Ppe	Parrotia persica	45 litre	3
<b>Shrubs</b>			
Abn	Abelia grandiflora 'Nana'	200 mm	21
Cmm	Callistemon 'Mauve Mist'	200 mm	13
Can	Callistemon 'White Anzac'	200 mm	31
Cl	Cistus ladaniferus	200 mm	14
Ct	Choisya ternata	200 mm	15
Gia	Grevillea iaspicula	200 mm	19
Lan	Lavandula angustifolia	200 mm	13
Lbu	Leptospermum 'Burgundy'	200 mm	29
Osf	Osmanthus x fragrans	200 mm	12
Rop	Raphiolepis 'Oriental Pearl'	200 mm	29
Sca	Spirea cantoniensis	200 mm	6
Vt	Viburnum tinus	200 mm	30
<b>Accent Planting</b>			
Lit	Lomandra 'Tanika'	140 mm	766
Ndgs	Nandina domestica 'Gulf Stream'	200 mm	32
Nd	Nandina domestica	200 mm	20
Sno	Scirpus nodosa	140 mm	48
<b>Ground Cover</b>			
Cvm	Convolvulus mauretanicus	140 mm	30
Gla	Grevillea lanigera 'Mt Tamboritha form'	140 mm	30
Jpn	Juniperus procumbens nana	140 mm	24
Ta	Trachelospermum asiaticum	140 mm	52
Tj	Trachelospermum jasminoides	200 mm	50
<b>Climbers</b>			
Fp	Ficus pumila	200 mm	2

## LEGEND

- EXISTING TREES RETAINED
- EXISTING TREES REMOVED
- PROPOSED TREES
- SHRUBS
- ACCENT PLANTING
- GROUND COVER
- CLIMBERS
- CONCRETE PATHS (min 1.1m wide from car park to rear doorway - 1.2m where possible)
- DRYLAND GRASSING
- MULCHED GARDEN BEDS
- CONCRETE MOWING EDGE



All measurements are in millimetres. Figured dimensions take precedence over scale. Verify dimensions on site and seek instructions if discrepancies are found.



Date	No.	Status or Amendment	BY	APP
08MAY14	A	FOR REVIEW	HA	
01AUG14	B	FOR DA SUBMISSION	HA	

CLIENT  
**ACT COMMUNITY SERVICES DIRECTORATE**

LANDSCAPE ARCHITECT  
**HARRIS HOBBS LANDSCAPES**  
Landscape Architecture  
16 Robe Street Telephone: (02) 6273 4661  
DEAKIN ACT 2600 Facsimile: (02) 6273 4233  
Email: hhl@austarmetro.com.au

PROJECT  
**BOOLIMBA CRESCENT HOUSING**  
BLK 20, 22, 23, 24 & 25 SECTION 39  
NARRABUNDAH

DRAWING TITLE  
**LANDSCAPE PLAN**

PROJECT No. **HHL 14008**

DESIGNED BY	DATE	DRAWING No.	REVISION:
NH	08MAY14	<b>302</b>	<b>B</b>
DRAWN BY	SCALE		
HA	1:250 @ A2		